

CLAMPING EQUIPMENT

www.tosvarnsdorf.eu

New goals need new solution

Clamping equipment is designed as an optional technological accessory for the horizontal boring machines. It serves for clamping of workpiece.

CLAMPING ANGLE PLATES

Clamping angle plates can be supplied in sizes 800; 950; 1,120; 1,450; 1,620; 2,000; 2,500; 3,000; 3,500; 4,000; 4,500; 5,000; 6,000 mm.

They are anchored to the clamping table or just to floor plates.

Type	Dimensions (mm)			Weight (kg)
	X	Y	Z	
UU 800	320	800	500	350
UU 950	500	950	500	600
UU 1120	320	1,120	600	500
UU 1450	500	1,450	650	1,000
UU 1620	700	1,620	725	1,470
UU 2000	800	2,000	1,000	2,500
UU 2500	1,000	2,500	1,200	4,000
UU 3000	1,200	3,000	1,500	4,500
UU 3500	1,300	3,500	1,600	7,000
UU 4000	1,300	4,000	1,700	7,870
UU 4500	1,300	4,500	1,700	8,550
UU 5000	1,300	5,000	1,880	8,970
UU 6000	1,500	6,000	2,080	12,000

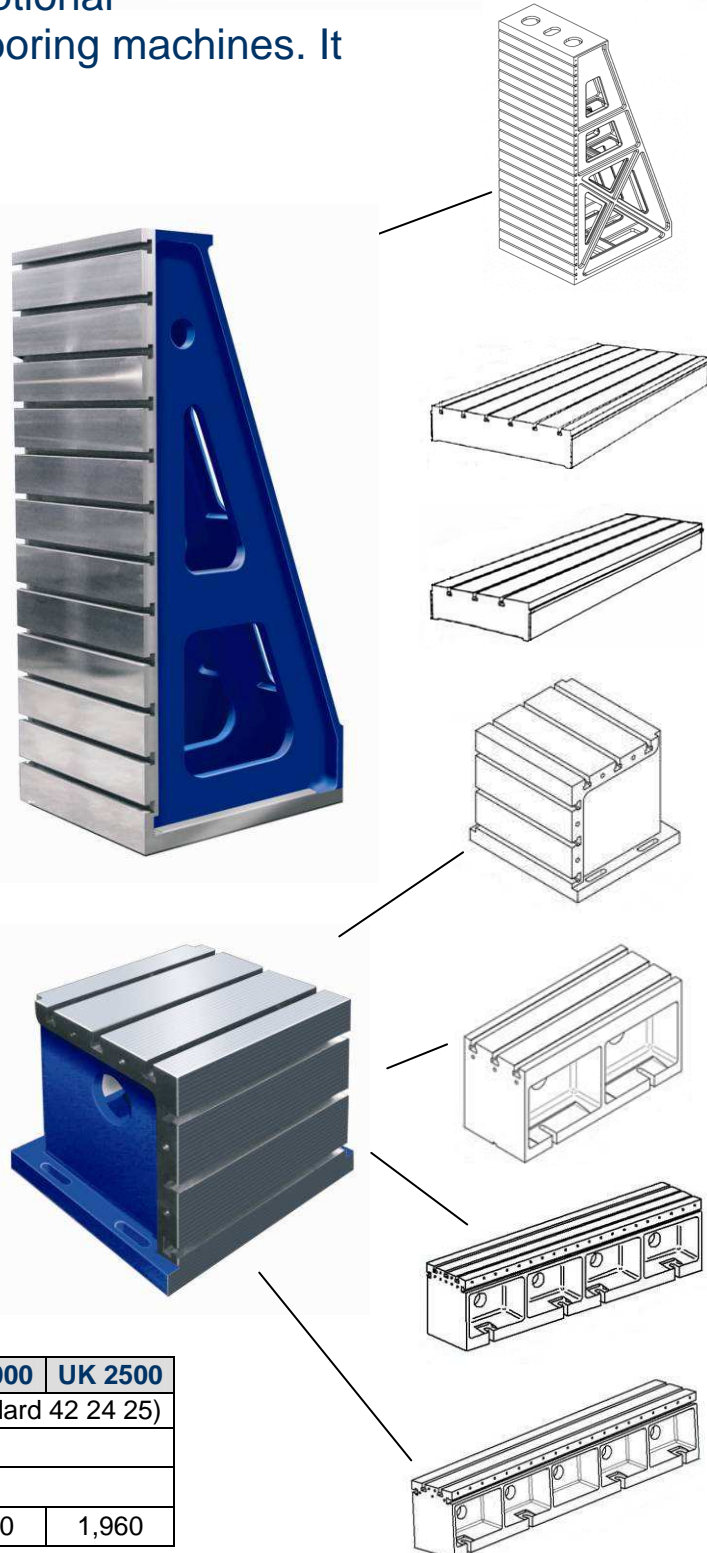
Optimal solution for your workpiece

CLAMPING CUBES

UK 500, UK 1000, UK 2000, UK 2500.

They are anchored to the clamping table or just to floor plates.

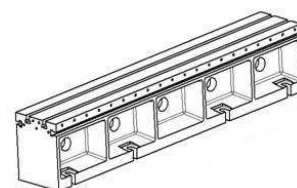
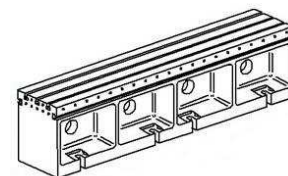
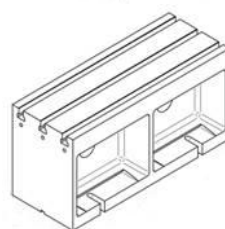
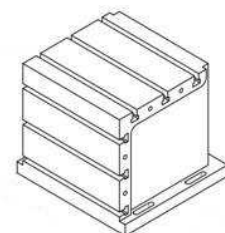
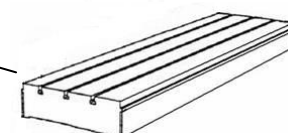
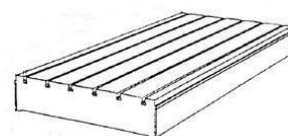
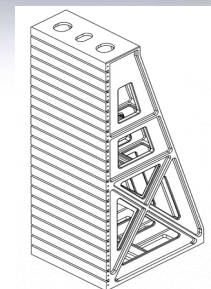
		UK 500	UK 1000	UK 2000	UK 2500
Material		gray cast iron (Czech Standard 42 24 25)			
Holes for clamping screws		M20			
A, B, C surface hardness	HB	190 ± 10			
Weight *	kg	285	680	1,500	1,960



CLAMPING EQUIPMENT

CLAMPING PLATES

Clamping plates are used for clamping of large and heavy workpieces. The clamping plates are anchored to a special concrete foundation similarly as the machine.



Basic specifications - TYPE 1 (short and long)			
		short	long
Total dimensions	mm	400 x 1,885 x 2,420	400 x 1,885 x 4,020
Clamping area	mm	1,875 x 2,420	1,875 x 4,020
Workpiece weight max.	kg	45,000	80,000
Weight	kg	5,000	8,200

Basic specifications - TYPE 2		
Total dimensions	mm	300 x 1,260 x 4,020
Clamping area	mm	1,225 x 4,020
Workpiece weight max.	kg	30,000
Weight	kg	4,900

Basic specifications - TYPE 3		
Total dimensions	mm	200 x 1,600 x 3,100
Clamping area	mm	1,600 x 3,100
Workpiece weight max.	kg	15,000
Weight	kg	3,100

FURTHER INFORMATION
YOU CAN FIND ON OUR
NEW WEB PAGES
www.tosvarnsdorf.eu

